


Name: \_\_\_\_\_

# Art at Home

Greetings Families! In order to provide our students with their Art time while at home, we've created this packet to help guide you through activities. This packet contains 16 activities that can be done with whatever art materials you have at home or can done in pencil. Each activity will be graded out of 5 points for a total of 80 points and should be completed to the best of the students' ability. Please support your student with completing each activity and send the packet at our return to school.

Please feel free to contact me for questions via email [madison.blyler@temple.edu](mailto:madison.blyler@temple.edu) or through Class Dojo. Thank you for your support!

Ms. Blyler








Add in your own version of sky to  
Vincent van Gogh's "Starry Night"



Draw a portrait of the wanted criminal.




Finish the rest of Mowet's *The Water Lily Pond*.

Choose one of the following descriptions and draw an image of it.

1. A lazy frog.
2. A restless bumblebee.
3. A jazz loving baboon.
4. A clam who loves to tell jokes.
5. A giraffe dressed like a clown.



What is this guy screaming about? Draw the scene from his point of view.

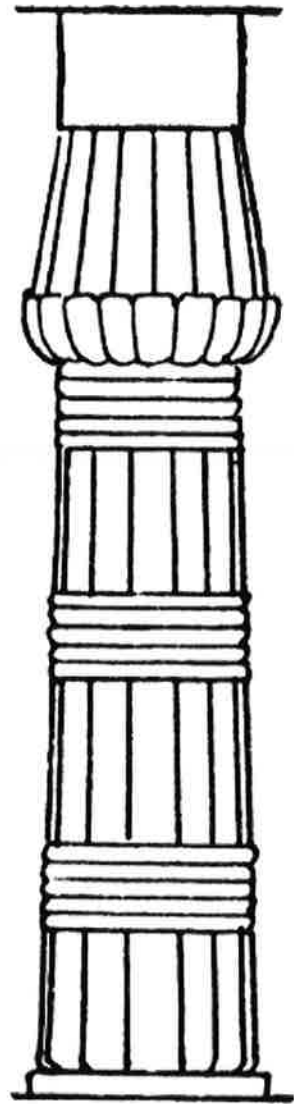
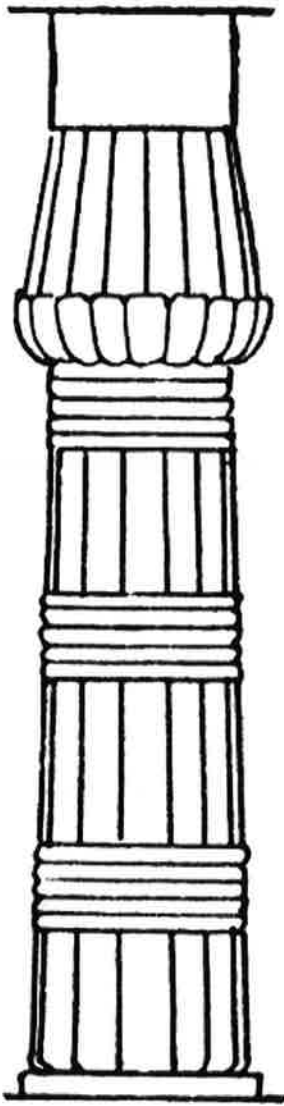


Create a new crossing sign. What will be crossing the road?

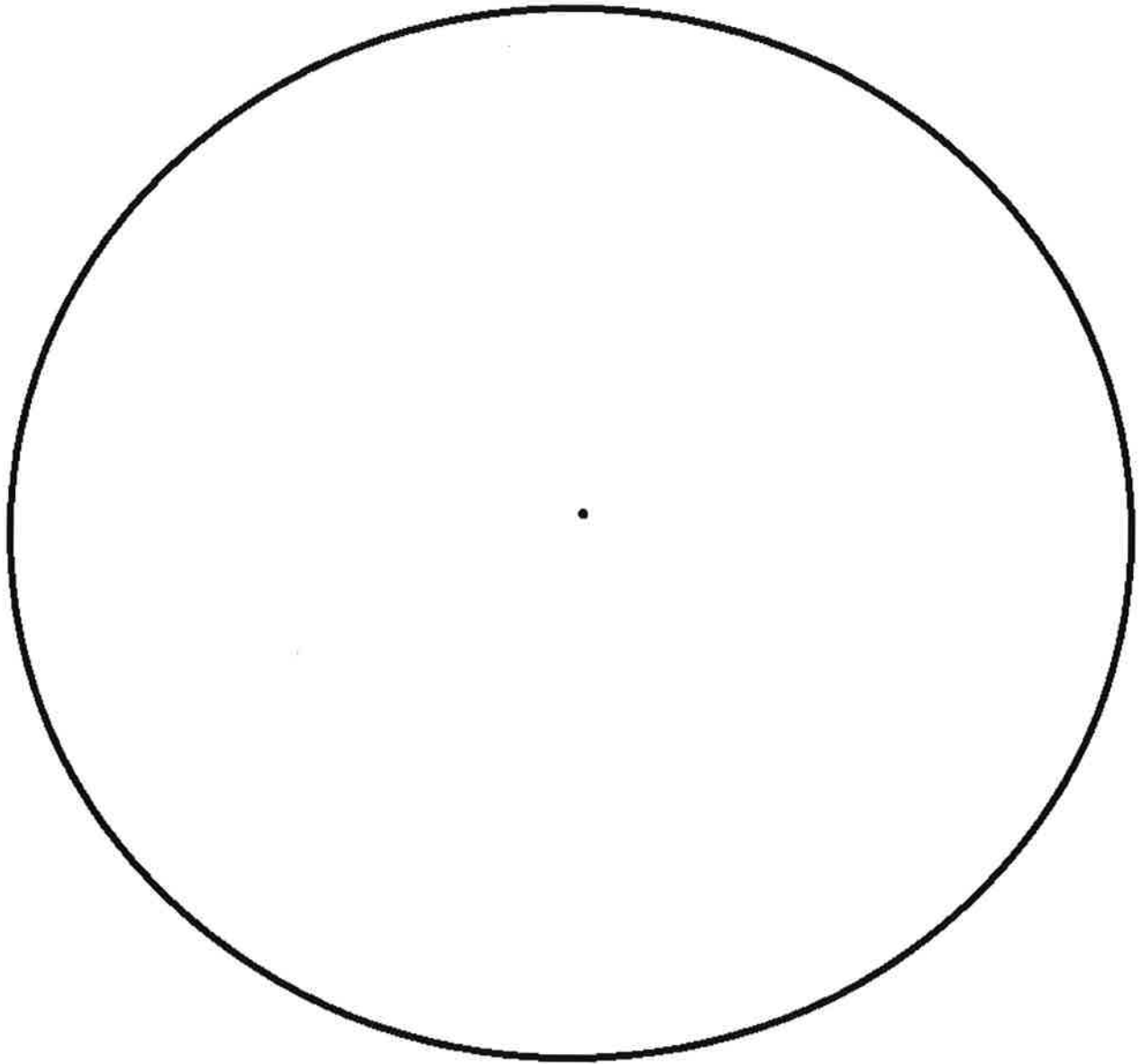




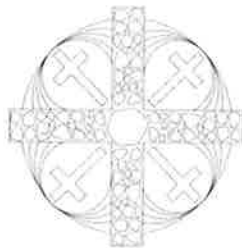
Design your own bridge using the line above  
as the bridge's base.



Draw the rest of the building that goes with these columns.



Create a radially balanced design. A radially balanced design rotates around a central point.



Choose one word from each category and draw the image.

Example: Frightened Computer mouse

Things

Pickle

Hamster

Computer mouse

Rock


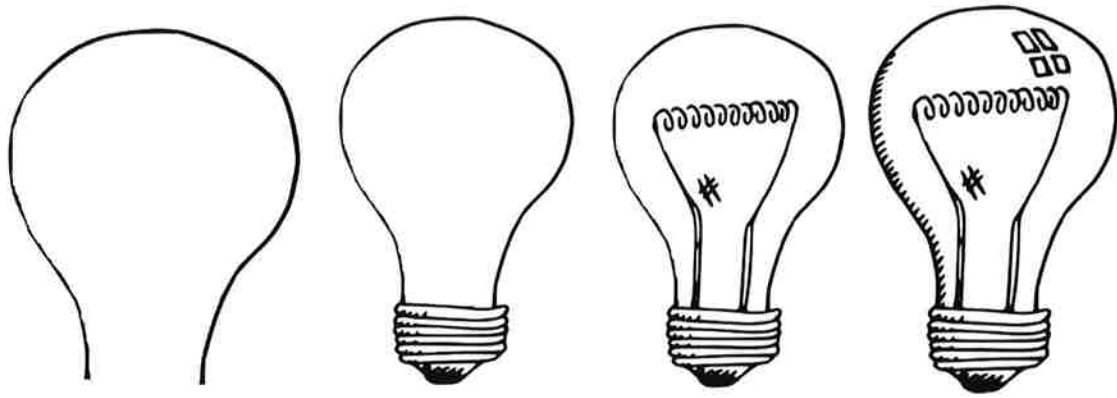
Emotions

Surprised

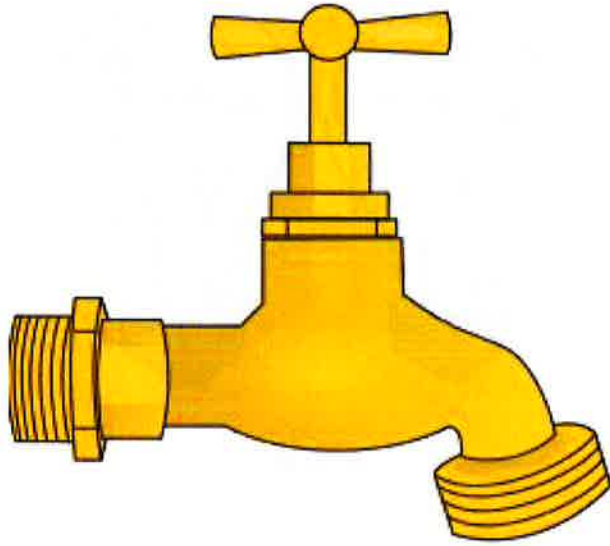
Frightened

Embarrassed

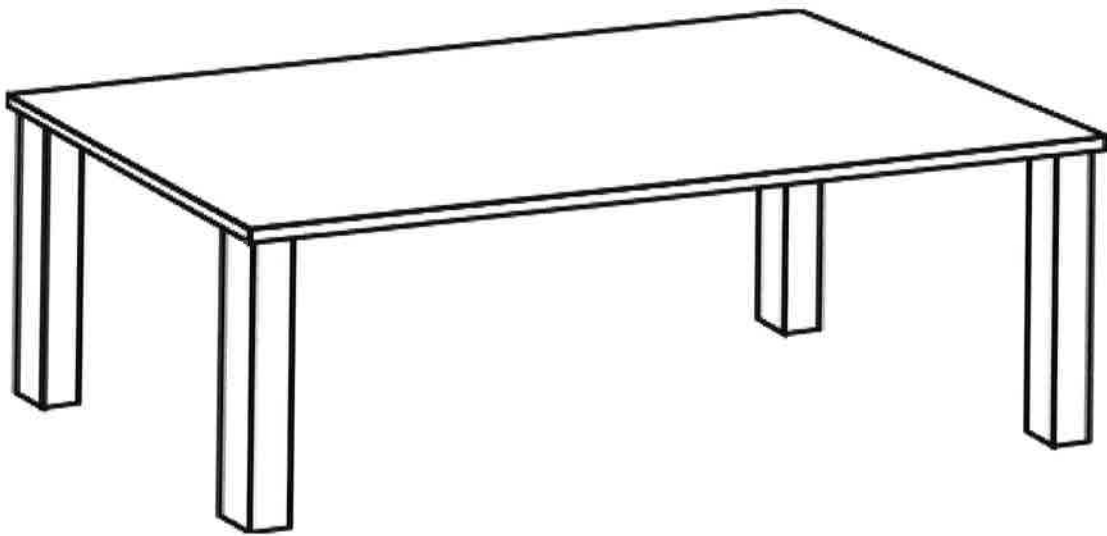
Jealous




Try drawing a light bulb using the step by step directions.



Create a pattern of wavy lines of water coming out of the faucet.




Draw three things that are inside your backpack on the table. Then, design an unusual background for the table. Where will it be?



Finish the line drawing started with this pen.





Draw the scene that is being photographed.



What can you see through the zoom lens of  
this camera?