

Name: _____





Art at Home

Greetings Families! In order to provide our students with their Art time while at home, we've created this packet to help guide you through activities. This packet contains 14 activities that can be done with whatever art materials you have at home or can done in pencil. Each activity will be graded out of 5 points for a total of 70 points and should be completed to the best of the students' ability. Please support your student with completing each activity and send the packet at our return to school.


Please feel free to contact me for questions via email madison.blyler@temple.edu or through Class Dojo. Thank you for your support!

Ms. Blyler







Create your own art gallery using the frames.



Add a texture you would not expect to find
onto the cacti.



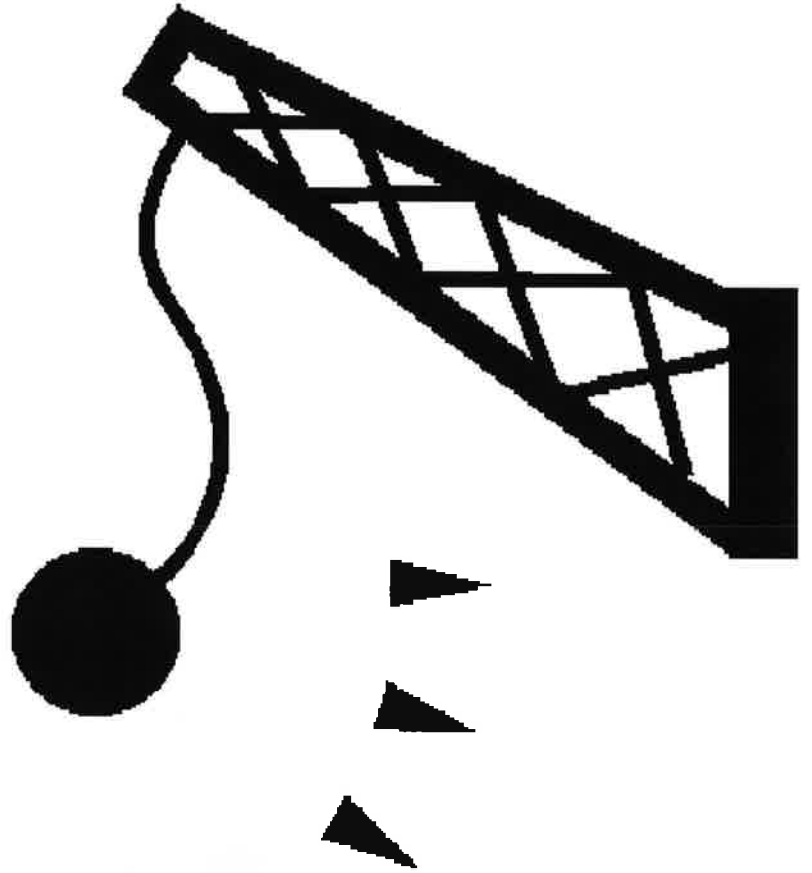
Jesse found a pirate's map for buried treasure.
Draw the map on the scroll with the treasure.




Design a billboard for your favorite product.
What will you advertise & how?



Draw someone to fill these shoes.





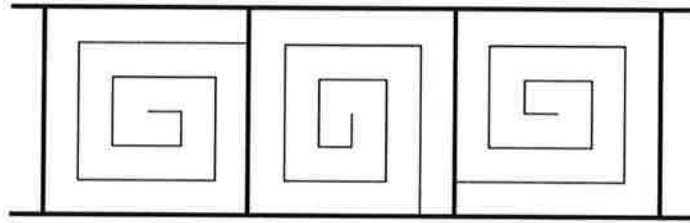
Draw what this wrecking ball is about to hit.




The artist Mondrian loved the primary colors. Color in the remaining squares using the primary colors.




Edvard Munch created the painting "The Scream".
Draw a new scene for his character. What is he
screaming about?



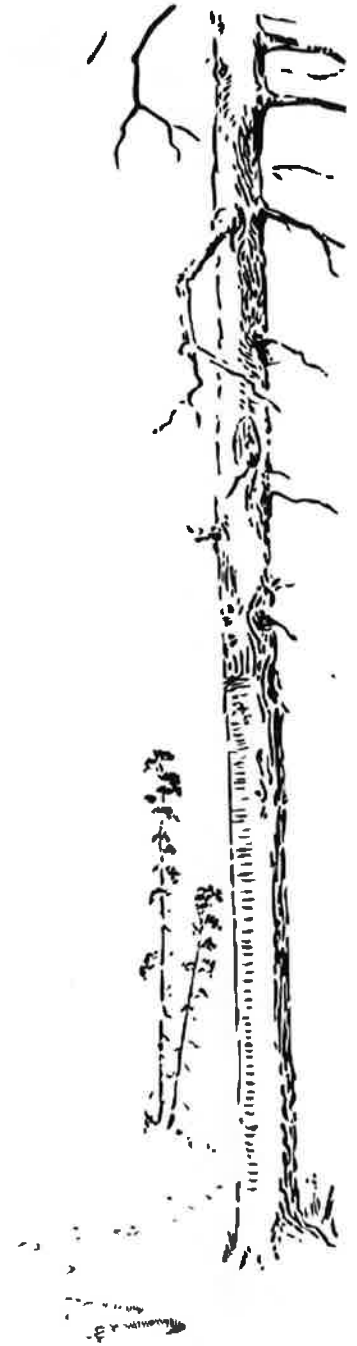
Complete the rest of the patterns above. Then, draw your own pattern in the box.



Complete the rest of this scene.




The ants are surrounding a delicious picnic. Draw the scene that they see.



Complete the scene.



Draw what is holding up these weights.



Complete the rest of this scene & add color.